



# THE INDIA CEMENTS LIMITED

Corporate Office : Coromandel Towers, 93, Santhome High Road, Karpagam Avenue,  
R.A. Puram, Chennai - 600 028. Phone : 044-2852 1526, 2857 2100  
Fax : 044-2851 7198, Grams : 'INDCEMENT'  
CIN : L26942TN1946PLC000931

SH/NSE/

10<sup>th</sup> January 2020

National Stock Exchange of India Limited  
Exchange Plaza, G Block  
Bandra-Kurla Complex  
Bundra (E)  
**MUMBAI 400 051.**

Dear Sirs,

**Sub.: Shareholding pattern**

In compliance with Regulation 31 (1) (b) of the SEBI (Listing Obligations and Disclosure Requirements) Regulations, 2015, we enclose a Shareholding Pattern for the quarter ended **31<sup>st</sup> December 2019** in the prescribed format.

Kindly acknowledge receipt.

Thanking you,

Yours faithfully,  
for THE INDIA CEMENTS LIMITED

**COMPANY SECRETARY**

Encl.: As above

## THE INDIA CEMENTS LIMITED

### Holding of specified securities

1. Name of Listed Entity: : THE INDIA CEMENTS LIMITED
2. Scrip Code/Name of Scrip/Class of Security : INDIACEM; INDIA CEMENTS EQ; EQUITY
3. Share Holding Pattern Filed under: Reg. 31(1)(a)/Reg. 31(1)(b)/Reg.31(1)(c)
- a. If under 31(1)(b) then indicate the report for Quarter ending : 31.12.2019
- b. If under 31(1)(c) then indicate date of allotment/extinguishment :

#### 4. Declaration: The Listed entity is required to submit the following declaration to the extent of submission of information:-

| Particulars   | : | Yes*   | No* |
|---|---|--|-----|
| 1. Whether the Listed Entity has issued any partly paid up shares?                        | : | Yes (Rs.8899/- paid on<br>: 1165 partly paid shares) |     |
| 2. Whether the Listed Entity has issued any Convertible Securities or Warrants?           | : |  | No  |
| 3. Whether the Listed Entity has any shares against which depository receipts are issued? | : | Yes  |     |
| 4. Whether the Listed Entity has any shares in locked-in?                                 | : |  | No  |
| 5. Whether any shares held by promoters are pledge or otherwise encumbered?               | : | Yes  |     |

\* If the Listed Entity selects the option 'No' for the questions above, the columns for the partly paid up shares, Outstanding Convertible Securities/Warrants, depository receipts, locked-in shares, No of shares pledged or otherwise encumbered by promoters, as applicable, shall not be displayed at the time of dissemination on the Stock Exchange website. Also wherever there is 'No' declared by Listed Entity in above table the values will be considered as 'Zero' by default on submission of the format of holding of specified securities.

5. The tabular format for disclosure of holding of specified securities is as follows:-

For THE INDIA CEMENTS LIMITED

  
COMPANY SECRETARY

Table I - Summary Statement holding of specified securities

AS ON 31.12.2019

| Category | Category of shareholder        | Nos. of shareholders | No. of fully paid up equity shares held | No. of Partly paid-up equity shares held | No. of shares underlying Depository Receipts | Total nos. shares held | Share-holding as a % of total no. of shares (calculated as per SCRR, 1957) | Number of Voting Rights held in each class of securities |                         |                  | No. of Shares Under-lying Out-standing convertible securities (including Warrants) | Share holding, as a % assuming full conversion of convertible securities (as a percentage of diluted share capital) | Number of Locked in shares  |          | Number of Shares pledged or otherwise encumbered | Number of equity shares held in dematerialized form |                             |                  |
|----------|--------------------------------|----------------------|---|--|--|------------------------|--|--|-------------------------|------------------|--|---|-----------------------------|----------|--|---|-----------------------------|------------------|
|          |                                |                      |   |  |  |                        |  | No of Voting Rights                                      | Total as a % of (A+B+C) | No.              |  |   | As a % of total Shares held | No.      |  |   | As a % of total Shares held |                  |
| (I)      | (II)                           | (III)                | (IV)                                    | (V)                                      | (VI)   | (VII) = (IV)+(V)+(VI)  | (VIII) As a % of (A+B+C2)  | (IX)   |                         |                  | (X)  | (XI) = (VII + X) As a % of (A+B+C2)   | (XII)                       | (XIII)   | (XIV)  |   |                             |                  |
|          |                                |                      |   |  |  |                        |  | Class: Equity Shares                                     | Class eg: Y             | Total            |  |   | (a)                         | (b)      | (a)  | (b)   |                             |                  |
| (A)      | Promoter & Promoter Group      | 8                    | 87421448                                | 0  | 0  | 87421448               | 28.25  | 87421448   | 0                       | 87421448         | 28.25  | 0   | 28.25                       | 0        | 0  | 23800000  | 27.22                       | 87421448         |
| (B)      | Public                         | 165302               | 222102664                               | 1165                                     | 0  | 222103829              | 71.75  | 222103829  | 0                       | 222103829        | 71.75  | 0   | 71.75                       | 0        | 0  | NA  |                             | 221115321        |
| (C)      | Non Promoter- Non Public       | 1                    | 0                                       | 0  | 371924                                       | 371924                 | 0  | 0  | 0                       | 0                | 0.00   | 0   | 0                           | 0        | 0  | NA  |                             | 371924           |
| (C1)     | Shares underlying DRs          | 1                    | 0                                       | 0  | 371924                                       | 371924                 | 0  | 0  | 0                       | 0                | 0.00   | 0   | 0                           | 0        | 0  | NA  |                             | 371924           |
| (C2)     | Shares held by Employee Trusts | 0                    | 0                                       | 0  | 0  | 0                      | 0  | 0  | 0                       | 0                | 0.00   | 0   | 0                           | 0        | 0  | NA  |                             | 0                |
|          | <b>Total</b>                   | <b>165311</b>        | <b>309524112</b>                        | <b>1165</b>                              | <b>371924</b>                                | <b>309897201</b>       | <b>100.00</b>  | <b>309525277</b>   | <b>0</b>                | <b>309525277</b> | <b>100.00</b>  | <b>0</b>  | <b>100.00</b>               | <b>0</b> | <b>0</b>   | <b>23800000</b>                                     | <b>7.68</b>                 | <b>308908693</b> |

For THE INDIA CEMENTS LIMITED

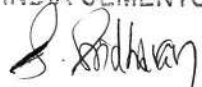

  
COMPANY SECRETARY

Table II - Statement showing shareholding pattern of the Promoter and Promoter Group

AS ON 31.12.2019

| Category and name of shareholder(s)   | PAN        | No. of share holders | No. of fully paid up equity shares held | No. of Partly paid-up equity shares held | No. of shares underlying Depository Receipts | Total nos. shares held | Shareholding % calculated as per SCRR, 1957 | Number of Voting Rights held in each class of securities |                           |                 | No. of Shares Underlying Outstanding convertible securities (including Warrants) | Share holding, as a % assuming full conversion of convertible securities (as a percentage of diluted share capital) | Number of Locked in shares |                                       | Number of Shares pledged or otherwise encumbered |                             | Number of equity shares held in dematerialized form |                 |
|---|------------|----------------------|---|--|--|------------------------|---|--|---------------------------|-----------------|--|---|----------------------------|---------------------------------------|--|-----------------------------|---|-----------------|
|   |            |                      |   |  |  |                        |   | (VII) = (IV)+(V)+(VI)                                    | (VIII) as a % of (A+B+C2) | (IX)            |  |   | (X)                        | (XI) = (VII) + (X) as a % of (A+B+C2) | No.  | As a % of total Shares held |   | No.             |
| No of Voting Rights   |            |                      | Total as a % of Total Voting Rights     | (a)                                      | (b)  | (a)                    | (b)   |  |                           |                 |  |   |                            |                                       |  |                             |   |                 |
| (I)   | (II)       | (III)                |   |  |  |                        |   | (IV)   | (V)                       | (VI)            | (VII)  | (VIII)  | (IX)                       |                                       |  | (X)                         | (XI)  | (XII)           |
|   |            |                      |   |  |  |                        |   | Class : Equity shares                                    | Class eg:y                | Total           |  |   | No.                        | As a % of total Shares held           | No.  | As a % of total Shares held |   |                 |
|   |            |                      |   |  |  |                        |   |  |                           |                 |  |   | (a)                        | (b)                                   | (a)  | (b)                         |   |                 |
| <b>1 Indian</b>   |            |                      |   |  |  |                        |   |  |                           |                 |  |   |                            |                                       |  |                             |   |                 |
| a Individuals/Hindu undivided Family  |            | 2                    | 20013956                                | 0  | 0  | 20013956               | 6.47  | 20013956   | 0                         | 20013956        | 6.47   | 0   | 6.47                       | 0                                     | 0  | 0                           | 0.00  | 20013956        |
| VIDYA SUBRAMANIAN, TRUSTEE OF FINANCIAL SERVICE TRUST & SECURITY SERVICES TRUST | AACPV4091N |                      | 19954024                                | 0  | 0  | 19954024               | 6.45  | 19954024   | 0                         | 19954024        | 6.45   | 0   | 6.45                       | 0                                     | 0  | 0                           | 0.00  | 19954024        |
| S.K. ASOKH BAALAJE  | AATPA2356A |                      | 59932                                   | 0  | 0  | 59932                  | 0.02  | 59932  | 0                         | 59932           | 0.02   | 0   | 0.02                       | 0                                     | 0  | 0                           | 0.00  | 59932           |
| b Central Government/ State Government(s)                                       | --         | --                   | --                                      | --                                       | --   | --                     | --  | --   | --                        | --              | --   | --  | --                         | --                                    | --   | --                          | --  | --              |
| c Financial Institutions/ Banks   | --         | --                   | --                                      | --                                       | --   | --                     | --  | --   | --                        | --              | --   | --  | --                         | --                                    | --   | --                          | --  | --              |
| d Any Other (specify)   |            | 6                    | 67407492                                | 0  | 0  | 67407492               | 21.78                                       | 67407492   | 0                         | 67407492        | 21.78  | 0   | 21.78                      | 0                                     | 0  | 23800000                    | 35.31   | 67407492        |
| Bodies Corporate:   |            |                      |   |  |  |                        |   |  |                           |                 |  |   |                            |                                       |  |                             |   |                 |
| EWS Finance & Investments Private Ltd   | AABCE6707E |                      | 27643432                                | 0  | 0  | 27643432               | 8.93  | 27643432   | 0                         | 27643432        | 8.93   | 0   | 8.93                       | 0                                     | 0  | 0                           | 0.00  | 27643432        |
| Prince Holdings (Madras) Private Limited  | AAACP4357L |                      | 25500000                                | 0  | 0  | 25500000               | 8.24  | 25500000   | 0                         | 25500000        | 8.24   | 0   | 8.24                       | 0                                     | 0  | 18000000                    | 70.59   | 25500000        |
| Anna Investments Private Limited  | AACCA6273G |                      | 13024625                                | 0  | 0  | 13024625               | 4.21  | 13024625   | 0                         | 13024625        | 4.21   | 0   | 4.21                       | 0                                     | 0  | 5800000                     | 44.53   | 13024625        |
| Directors:  |            |                      |   |  |  |                        |   |  |                           |                 |  |   |                            |                                       |  |                             |   |                 |
| SRINIVASAN N  | ABCP50140C |                      | 1124415                                 | 0  | 0  | 1124415                | 0.36  | 1124415  | 0                         | 1124415         | 0.36   | 0   | 0.36                       | 0                                     | 0  | 0                           | 0.00  | 1124415         |
| CHITRA SRINIVASAN   | ACVPS7424B |                      | 78580                                   | 0  | 0  | 78580                  | 0.03  | 78580  | 0                         | 78580           | 0.03   | 0   | 0.03                       | 0                                     | 0  | 0                           | 0.00  | 78580           |
| RUPA GURUNATH   | ABWPR0130P |                      | 36440                                   | 0  | 0  | 36440                  | 0.01  | 36440  | 0                         | 36440           | 0.01   | 0   | 0.01                       | 0                                     | 0  | 0                           | 0.00  | 36440           |
| <b>Sub-Total (A)(1)</b>   |            | <b>8</b>             | <b>87421448</b>                         | <b>0</b>                                 | <b>0</b>                                     | <b>87421448</b>        | <b>28.25</b>                                | <b>87421448</b>  | <b>0</b>                  | <b>87421448</b> | <b>28.25</b>   | <b>0</b>  | <b>28.25</b>               | <b>0</b>                              | <b>0</b>   | <b>23800000</b>             | <b>27.22</b>  | <b>87421448</b> |
| <b>2 Foreign</b>  |            | --                   | --                                      | --                                       | --   | --                     | --  | --   | --                        | --              | --   | --  | --                         | --                                    | --   | --                          | --  | --              |
| a Individuals (Non-Resident Individuals/ Foreign Individuals)                   | --         | --                   | --                                      | --                                       | --   | --                     | --  | --   | --                        | --              | --   | --  | --                         | --                                    | --   | --                          | --  | --              |
| b Government  | --         | --                   | --                                      | --                                       | --   | --                     | --  | --   | --                        | --              | --   | --  | --                         | --                                    | --   | --                          | --  | --              |
| c Institutions  | --         | --                   | --                                      | --                                       | --   | --                     | --  | --   | --                        | --              | --   | --  | --                         | --                                    | --   | --                          | --  | --              |
| d Foreign Portfolio Investor  | --         | --                   | --                                      | --                                       | --   | --                     | --  | --   | --                        | --              | --   | --  | --                         | --                                    | --   | --                          | --  | --              |
| e Any Other (specify)   | --         | --                   | --                                      | --                                       | --   | --                     | --  | --   | --                        | --              | --   | --  | --                         | --                                    | --   | --                          | --  | --              |
| <b>Sub-Total (A)(2)</b>   |            | --                   | --                                      | --                                       | --   | --                     | --  | --   | --                        | --              | --   | --  | --                         | --                                    | --   | --                          | --  | --              |
| <b>Total Shareholding of Promoter and Promoter Group (A)= (A)(1)+(A)(2)</b>     |            | <b>8</b>             | <b>87421448</b>                         | <b>0</b>                                 | <b>0</b>                                     | <b>87421448</b>        | <b>28.25</b>                                | <b>87421448</b>  | <b>0</b>                  | <b>87421448</b> | <b>28.25</b>   | <b>0</b>  | <b>28.25</b>               | <b>0</b>                              | <b>0</b>   | <b>23800000</b>             | <b>27.22</b>  | <b>87421448</b> |

Details of Shares which remain unclaimed may be given hear along with details such as number of shareholders, outstanding shares held in demat/unclaimed suspense account, voting rights which are frozen etc.

Note:

(1) PAN would not be displayed on website of Stock Exchange(s).

(2) The term "Encumbrance" has the same meaning as assigned under regulation 28(3) of SEBI (Substantial Acquisition of Shares and Takeovers) Regulations, 2011.

For THE INDIA CEMENTS LIMITED


  
COMPANY SECRETARY

Table III - Statement showing shareholding pattern of the Public shareholder

AS ON 31.12.2019

| Category and name of shareholders  | PAN        | Nos. of share holders | No. of fully paid up equity shares held | No. of Partly paid-up equity shares held | No. of shares underlying Depository Receipts | Total nos. shares held | Shareholding % calculated as per SCRR, 1957 | Number of Voting Rights held in each class of securities |                           |                 | No. of Shares Underlying Outstanding convertible securities (including Warrants) | Shareholding, as a % assuming full conversion of convertible securities (as a percentage of diluted share capital) As a % of (A+B+C2) | Number of Locked in shares |                                       | Number of Shares pledged or otherwise encumbered |           | Number of equity shares held in dematerialized form |
|--|------------|-----------------------|---|--|--|------------------------|---|--|---------------------------|-----------------|--|---|----------------------------|---------------------------------------|--|-----------|---|
|  |            |                       |   |  |  |                        |   | (VII) = (IV)+(V)+(VI)                                    | (VIII) as a % of (A+B+C2) | (IX)            |  |   | (X)                        | (XI) = (VII) + (X) as a % of (A+B+C2) | (XII)  | (XIII)    |   |
| (I)  | (II)       | (III)                 | (IV)                                    | (V)                                      | (VI)   | (VII)                  | (VIII)                                      | (IX)   |                           |                 | (X)  | (XI)  | (XII)                      | (XIII)                                | (XIV)  |           |   |
|  |            |                       |   |  |  |                        |   | No of Voting Rights                                      |                           |                 |  |   |                            |                                       |  |           |   |
|  |            |                       |   |  |  |                        |   | Class : Equity shares                                    | Class: y                  | Total           |  |   |                            |                                       |  |           |   |
|  |            |                       |   |  |  |                        |   | (a)  | (b)                       | (a)             | (b)  | (a)   | (b)                        | (a)                                   | (b)  |           |   |
| <b>1 Institutions</b>  |            |                       |   |  |  |                        |   |  |                           |                 |  |   |                            |                                       |  |           |   |
| <b>a Mutual Funds/</b>   |            | 46                    | 34365635                                | 0  | 0  | 34365635               | 11.10                                       | 34365635   | 0                         | 34365635        | 11.10  | 0   | 0                          | 0                                     | 0  | NA        | 34338246  |
| <b>Holders holding More than 1%</b>  |            |                       |   |  |  |                        |   |  |                           |                 |  |   |                            |                                       |  |           |   |
| ADITYA BIRLA SUN LIFE TRUSTEE PRIVATE LIMITED A/C ADITYA BIRLA SUN LIFE EQUITY FUND; ADITYA BIRLA SUN LIFE SMALL CAP FUND; ADITYA BIRLA SUN LIFE INFRASTRUCTURE FUND; ADITYA BIRLA SUN LIFE MANUFACTURING EQUITY FUND; ADITYA BIRLA SUN LIFE BALANCED ADVANTAGE FUND;  | AAATB0102C |                       | 11602000                                | 0  | 0  | 11602000               | 3.75  | 11602000   | 0                         | 11602000        | 3.75   | 0   | 0                          | 0                                     | 0  | NA        | 11602000  |
| RELIANCE CAPITAL TRUSTEE CO LTD-A/C NIPPON INDIA FOCUSED EQUITY FUND; NIPPON INDIA EQUITY HYBRID FUND; NIPPON INDIA EQUITY SAVINGS FUND; NIPPON INDIA CAPITAL BUILDER FUND IV - SERIES C; NIPPON INDIA CAPITAL BUILDER FUND IV - SERIES D;   | AAATR0090B |                       | 10590288                                | 0  | 0  | 10590288               | 3.42  | 10590288   | 0                         | 10590288        | 3.42   | 0   | 0                          | 0                                     | 0  | NA        | 10590288  |
| SUNDARAM MUTUAL FUND A/C SUNDARAM SMALL CAP FUND; SUNDARAM RURAL AND CONSUMPTION FUND; SUNDARAM EMERGING SMALL CAP - SERIES II; SUNDARAM SELECT MICROCAP SERIES VIII; SUNDARAM EMERGING SMALL CAP - SERIES I; SUNDARAM LONG TERM MICRO CAP TAX ADVANTAGE FUND SERIES III; SUNDARAM SELECT MICRO CAP SERIES XIV; SUNDARAM VALUE FUND - SERIES IX; SUNDARAM SELECT MICRO CAP SERIES - XV; SUNDARAM SELECT MICRO CAP SERIES XI; SUNDARAM SELECT MICROCAP SERIES IX; SUNDARAM SELECT MICRO CAP SERIES - XVI; SUNDARAM SELECT MICRO CAP SERIES XII; SUNDARAM VALUE FUND - SERIES X; SUNDARAM SELECT MICRO CAP - SERIES - XVII; SUNDARAM SELECT MICROCAP SERIES X; SUNDARAM LONG TERM MICRO CAP TAX ADVANTAGE FUND SERIES IV; SUNDARAM LONG TERM TAX ADVANTAGE FUND - SERIES - III; SUNDARAM VALUE FUND - SERIES VII; SUNDARAM LONG TERM TAX ADVANTAGE FUND - SERIES IV; SUNDARAM LONG TERM MICRO CAP TAX ADVANTAGE FUND - SERIES V; | AAATS2554B |                       | 7255675                                 | 0  | 0  | 7255675                | 2.34  | 7255675  | 0                         | 7255675         | 2.34   | 0   | 0                          | 0                                     | 0  | NA        | 7255675   |
| <b>b Venture Capital Funds</b>   |            | --                    | --                                      | --                                       | --   | --                     | --  | --   | --                        | --              | --   | --  | --                         | --                                    | --   | NA        | 7255675   |
| <b>c Alternate Investment Funds</b>  |            | 1                     | 76                                      | 0  | 0  | 76                     | 0.00  | 76   | 0                         | 76              | 0.00   | 0   | 0                          | 0                                     | 0  | NA        | --  |
| <b>d Foreign Venture Capital Investors</b>   |            | --                    | --                                      | --                                       | --   | --                     | --  | --   | --                        | --              | --   | --  | --                         | --                                    | --   | NA        | 76  |
| <b>e Foreign Portfolio Investors</b>   |            | 95                    | 45111264                                | 0  | 0  | 45111264               | 14.57                                       | 45111264   | 0                         | 45111264        | 14.57  | 0   | 0                          | 0                                     | 0  | NA        | --  |
| <b>Holders holding More than 1%</b>  |            |                       |   |  |  |                        |   |  |                           |                 |  |   |                            |                                       |  |           |   |
| ELM PARK FUND LIMITED  | AACCE7277L |                       | 15861746                                | 0  | 0  | 15861746               | 5.12  | 15861746   | 0                         | 15861746        | 5.12   | 0   | 0                          | 0                                     | 0  | NA        | 15861746  |
| <b>f Financial Institutions/ Banks</b>   |            | 23                    | 463461                                  | 0  | 0  | 463461                 | 0.15  | 463461   | 0                         | 463461          | 0.15   | 0   | 0                          | 0                                     | 0  | NA        | 15861746  |
| <b>g Insurance Companies</b>   |            | 14                    | 16475225                                | 0  | 0  | 16475225               | 5.32  | 16475225   | 0                         | 16475225        | 5.32   | 0   | 0                          | 0                                     | 0  | NA        | 456747  |
| <b>Holders holding More than 1%</b>  |            |                       |   |  |  |                        |   |  |                           |                 |  |   |                            |                                       |  |           |   |
| LIFE INSURANCE CORPORATION OF INDIA & LIFE INSURANCE CORPORATION OF INDIA P & GS FUND  | AAACLO582H |                       | 14576741                                | 0  | 0  | 14576741               | 4.71  | 14576741   | 0                         | 14576741        | 4.71   | 0   | 0                          | 0                                     | 0  | NA        | 16474975  |
| <b>h Provident Funds/ Pension Funds</b>  |            | --                    | --                                      | --                                       | --   | --                     | --  | --   | --                        | --              | --   | --  | --                         | --                                    | --   | NA        | 14576491  |
| <b>i Any Other (specify)</b>   |            | --                    | --                                      | --                                       | --   | --                     | --  | --   | --                        | --              | --   | --  | --                         | --                                    | --   | NA        | --  |
| <b>Sub-Total (B)(1)</b>  |            | <b>179</b>            | <b>96415661</b>                         | <b>0</b>                                 | <b>0</b>                                     | <b>96415661</b>        | <b>31.14</b>                                | <b>96415661</b>  | <b>0</b>                  | <b>96415661</b> | <b>31.14</b>   | <b>0</b>  | <b>0</b>                   | <b>0</b>                              | <b>0</b>   | <b>NA</b> | <b>96358958</b>                                     |

For THE INDIA CEMENTS LIMITED

S. Sridharan

COMPANY SECRETARY

Table III - Statement showing shareholding pattern of the Public shareholder

AS ON 31.12.2019

| Category and name of shareholders   | PAN        | Nos. of share holders | No. of fully paid up equity shares held | No. of Partly paid-up equity shares held | No. of shares underlying Depository Receipts | Total nos. shares held | Shareholding % calculated as per SCRR, 1957 | Number of Voting Rights held in each class of securities |    |                                     | No. of Shares Underlying Outstanding convertible securities (including Warrants) | Shareholding, as a % assuming full conversion of convertible securities (as a percentage of diluted share capital) As a % of (A+B+C2) | Number of Locked in shares |     | Number of Shares pledged or otherwise encumbered |     | Number of equity shares held in dematerialized form |           |
|---|------------|-----------------------|---|--|--|------------------------|---|--|----|-------------------------------------|--|---|----------------------------|-----|--|-----|---|-----------|
|   |            |                       |   |  |  |                        |   | No of Voting Rights                                      |    | Total as a % of Total Voting Rights |  |   | (a)                        | (b) | (a)  | (b) |   |           |
| (I)   | (II)       | (III)                 | (IV)                                    | (V)                                      | (VI)   | (VII) = (IV)+(V)+(VI)  | (VIII) as a % of (A+B+C2)                   | (IX)   |    |                                     | (X)  | (XI) = (VII) + (X) as a % of (A+B+C2)   |                            |     |  |     | (XII)   |           |
|   |            |                       |   |  |  |                        |   | Class : Equity shares                                    |    | Class: y                            | Total  |   |                            |     |  |     |   |           |
| 2 Central Government/ State Government(s)/ President of India                         |            | --                    | --                                      | --                                       | --   | --                     | --  | --   | -- | --                                  | --   | --  | --                         | --  | --   | --  | --  | --        |
| <b>Sub-Total (B)(2)</b>   |            | --                    | --                                      | --                                       | --   | --                     | --  | --   | -- | --                                  | --   | --  | --                         | --  | --   | --  | --  | NA        |
| 3 Non-institutions  |            | --                    | --                                      | --                                       | --   | --                     | --  | --   | -- | --                                  | --   | --  | --                         | --  | --   | --  | --  | NA        |
| a Individuals -   |            |                       |   |  |  |                        |   |  |    |                                     |  |   |                            |     |  |     |   |           |
| i. Individual shareholders holding nominal share capital up to Rs. 2 lakhs.           |            | 157658                | 47312550                                | 1165                                     | 0  | 47313715               | 15.29                                       | 47313715   | 0  | 47313715                            | 15.29  | 0   | 15.29                      | 0   | 0  |     | NA  | 46468832  |
| ii. Individual shareholders holding nominal share capital in excess of Rs. 2 lakhs.   |            | 186                   | 26429044                                | 0  | 0  | 26429044               | 8.54  | 26429044   | 0  | 26429044                            | 8.54   | 0   | 8.54                       | 0   | 0  |     | NA  | 26404044  |
| RADHAKISHAN S DAMANI  | ACNPD9919Q |                       | 10478918                                | 0  | 0  | 10478918               | 3.39  | 10478918   | 0  | 10478918                            | 3.39   | 0   | 3.39                       | 0   | 0  |     | NA  | 10478918  |
| RADHAKISHAN S DAMANI  | AAGFD5938A |                       | 4145103                                 | 0  | 0  | 4145103                | 1.34  | 4145103  | 0  | 4145103                             | 1.34   | 0   | 1.34                       | 0   | 0  |     | NA  | 4145103   |
| b NBFCs registered with RBI   |            | --                    | --                                      | --                                       | --   | --                     | --  | --   | -- | --                                  | --   | --  | --                         | --  | --   | --  | --  | NA        |
| c Employee Trusts   |            | --                    | --                                      | --                                       | --   | --                     | --  | --   | -- | --                                  | --   | --  | --                         | --  | --   | --  | --  | NA        |
| d Overseas Depositories (holding DRs) (balancing figure)                              |            | --                    | --                                      | --                                       | --   | --                     | --  | --   | -- | --                                  | --   | --  | --                         | --  | --   | --  | --  | NA        |
| e Any Other (specify)   |            | 7279                  | 51945409                                | 0  | 0  | 51945409               | 16.78                                       | 51945409   | 0  | 51945409                            | 16.78  | 0   | 16.78                      | 0   | 0  |     | NA  | 51883487  |
| CLEARING MEMBER   |            | 253                   | 856309                                  | 0  | 0  | 856309                 | 0.28  | 856309   | 0  | 856309                              | 0.28   | 0   | 0.28                       | 0   | 0  |     | NA  | 856309    |
| BODIES CORPORATE  |            | 1134                  | 44388002                                | 0  | 0  | 44388002               | 14.34                                       | 44388002   | 0  | 44388002                            | 14.34  | 0   | 14.34                      | 0   | 0  |     | NA  | 44339744  |
| <b>Holders holding More than 1%</b>   |            |                       |   |  |  |                        |   |  |    |                                     |  |   |                            |     |  |     |   |           |
| SBI SARADANA LOGISTICS PRIVATE LIMITED (Formerly TRISHUL INVESTMENTS PRIVATE LIMITED) | AABCT1832H |                       | 18101843                                | 0  | 0  | 18101843               | 5.85  | 18101843   | 0  | 18101843                            | 5.85   | 0   | 5.85                       | 0   | 0  |     | NA  | 18101843  |
| ICM FINANCE PRIVATE LIMITED   | AAFC44930K |                       | 3236374                                 | 0  | 0  | 3236374                | 1.05  | 3236374  | 0  | 3236374                             | 1.05   | 0   | 1.05                       | 0   | 0  |     | NA  | 3236374   |
| NON RESIDENT INDIAN   |            | 2706                  | 3067779                                 | 0  | 0  | 3067779                | 0.99  | 3067779  | 0  | 3067779                             | 0.99   | 0   | 0.99                       | 0   | 0  |     | NA  | 3054115   |
| DIRECTORS   |            | 2                     | 24536                                   | 0  | 0  | 24536                  | 0.01  | 24536  | 0  | 24536                               | 0.01   | 0   | 0.01                       | 0   | 0  |     | NA  | 24536     |
| CORPORATE BODY - FOREIGN BODIES - DR  |            | 2                     | 635044                                  | 0  | 0  | 635044                 | 0.20  | 635044   | 0  | 635044                              | 0.20   | 0   | 0.20                       | 0   | 0  |     | NA  | 635044    |
| Limited Liability Partnership   |            | 16                    | 35842                                   | 0  | 0  | 35842                  | 0.01  | 35842  | 0  | 35842                               | 0.01   | 0   | 0.01                       | 0   | 0  |     | NA  | 35842     |
| TRUSTS  |            | 9                     | 189493                                  | 0  | 0  | 189493                 | 0.06  | 189493   | 0  | 189493                              | 0.06   | 0   | 0.06                       | 0   | 0  |     | NA  | 189493    |
| Association of Persons (AOP)  |            | 2                     | 350                                     | 0  | 0  | 350                    | 0.00  | 350  | 0  | 350                                 | 0.00   | 0   | 0.00                       | 0   | 0  |     | NA  | 350       |
| HUF   |            | 3154                  | 2356271                                 | 0  | 0  | 2356271                | 0.76  | 2356271  | 0  | 2356271                             | 0.76   | 0   | 0.76                       | 0   | 0  |     | NA  | 2356271   |
| IEPF  |            | 1                     | 391783                                  | 0  | 0  | 391783                 | 0.13  | 391783   | 0  | 391783                              | 0.13   | 0   | 0.13                       | 0   | 0  |     | NA  | 391783    |
| <b>Sub-Total (B)(3)</b>   |            | 165123                | 125687003                               | 1165                                     | 0  | 125688168              | 40.61                                       | 125688168  | 0  | 125688168                           | 40.61  | 0   | 40.61                      | 0   | 0  |     | NA  | 124756363 |
| <b>Total Public Shareholding (B)= (B)(1)+(B)(2)+(B)(3)</b>                            |            | 165302                | 222102664                               | 1165                                     | 0  | 222103829              | 71.75                                       | 222103829  | 0  | 222103829                           | 71.75  | 0   | 71.75                      | 0   | 0  |     | NA  | 221115321 |

Details of the shareholders acting as persons in Concert including their Shareholding (No. and %):

Details of Shares which remain unclaimed may be given here along with details such as number of shareholders, outstanding shares held in demat/unclaimed suspense account, voting rights which are frozen etc.

Note:

(1) PAN would not be displayed on website of Stock Exchange(s).

(2) The above format needs to be disclosed along with the name of following persons: Institutions/Non Institutions holding more than 1% of total number of shares.

For THE INDIA CEMENTS LIMITED

*S. Sodhan*

COMPANY SECRETARY

Table IV - Statement showing shareholding pattern of the Non Promoter- Non Public shareholder

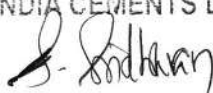
AS ON 31.12.2019

|     | Category and name of shareholder   | PAN   | Nos. of shareholders | No. of fully paid up equity shares held | No. of Partly paid-up equity shares held | No. of shares underlying Depository Receipts | Total nos. shares held<br>(VII) = (IV)+(V)+(VI) | Shareholding % calculated as per SCRR, 1957 As a % of (A+B+C2) | Number of Voting Rights held in each class of securities |         |                                     | No. of Shares Underlying Outstanding convertible securities (including Warrants) | Shareholding, as a % assuming full conversion of convertible securities ( as a percentage of diluted share capital) As a % of (A+B+C2) | Number of Locked in shares |                             | Number of Shares pledged or otherwise encumbered |  | Number of equity shares held in dematerialized form |        |
|-----|--|-------|----------------------|---|--|--|---|--|--|---------|-------------------------------------|--|--|----------------------------|-----------------------------|--|--|---|--------|
|     |  |       |                      |   |  |  |   |  | Class : X  | Class:y | Total                               |  |  | No.                        | As a % of total Shares held | No. (Not Applicable)                             | As a % of total Shares held (Not Applicable) |   |        |
| (I) | (II)   | (III) | (IV)                 | (V)                                     | (VI)                                     | (VII)  | (VIII)  | (IX)   |  |         | (X)                                 | (XI)   | (XII)  |                            | (XIII)                      |  | (XIV)  |   |        |
|     |  |       |                      |   |  |  |   | No of Voting Rights  |  |         |                                     |  |  |                            |                             |  |  |   |        |
|     |  |       |                      |   |  |  |   | Class : X  | Class:y  | Total   | Total as a % of Total Voting Rights |  |  | (a)                        | (b)                         | (a)  | (b)  |   |        |
| 1   | Custodian/DR Holder  |       | 1                    | 0                                       | 0  | 371924                                       | 371924  | 0.00   | 0  | 0       | 0                                   | 0  | 0  | 0                          | 0                           | 0  | 0  | NA  | 371924 |
| 2   | Employee Benefit Trust (under SEBI (Share based Employee Benefit) Regulations, 2014) |       | 0                    | 0                                       | 0  | 0  | 0   | 0  | 0  | 0       | 0                                   | 0  | 0  | 0                          | 0                           | 0  | 0  | NA  | 0      |
|     | Total Non-Promoter- Non Public Shareholding (C)= (C)(1)+(C)(2)                       |       | 1                    | 0                                       | 0  | 371924                                       | 371924  | 0.00   | 0  | 0       | 0                                   | 0  | 0  | 0                          | 0                           | 0  | 0  | NA  | 371924 |

Note

- (1) PAN would not be displayed on website of Stock Exchange(s).
- (2) The above format needs to disclose name of all holders holding more than 1% of total number of shares
- (3) W.r.t. the information pertaining to Depository Receipts, the same may be disclosed in the respective columns to the extent information available,

For THE INDIA CEMENTS LIMITED

  
COMPANY SECRETARY