



THE INDIA CEMENTS LIMITED

Corporate Office : Coromandel Towers, 93, Santhome High Road, Karpagam Avenue,
R.A. Puram, Chennai - 600 028. Phone : 044-2852 1526, 2857 2100
Fax : 044-2851 7198, Grams : 'INDCEMENT'
CIN : L26942TN1946PLC000931

SH/NSE/

16th April 2018

National Stock Exchange of India Limited
Exchange Plaza, G Block
Bandra-Kurla Complex
Bundra (E)
MUMBAI 400 051.

Dear Sirs,

Sub.: Shareholding pattern

In compliance with Regulation 31 (1) (b) of the SEBI (Listing Obligations and Disclosure Requirements) Regulations, 2015, we enclose a Shareholding Pattern for the quarter ended **31st March 2018** in the prescribed format.

Kindly acknowledge receipt.

Thanking you,

Yours faithfully,
for THE INDIA CEMENTS LIMITED

COMPANY SECRETARY

Encl.: As above

THE INDIA CEMENTS LIMITED
Holding of specified securities

1. Name of Listed Entity: : THE INDIA CEMENTS LIMITED
2. Scrip Code/Name of Scrip/Class of Security : INDIACEM; INDIA CEMENTS EQ; EQUITY
3. Share Holding Pattern Filed under: Reg. 31(1)(a)/Reg. 31(1)(b)/Reg.31(1)(c)
- a. If under 31(1)(b) then indicate the report for Quarter ending : 31.03.2018
- b. If under 31(1)(c) then indicate date of allotment/extinguishment :

4. Declaration: The Listed entity is required to submit the following declaration to the extent of submission of information:-

Particulars	:	Yes*	No*
1. Whether the Listed Entity has issued any partly paid up shares?	:	Yes (Rs.8,842/- paid on : 1217 partly paid shares)	
2. Whether the Listed Entity has issued any Convertible Securities or Warrants?	:		No
3. Whether the Listed Entity has any shares against which depository receipts are issued?	:	Yes	
4. Whether the Listed Entity has any shares in locked-in?	:		No
5. Whether any shares held by promoters are pledge or otherwise encumbered?	:	Yes	

* If the Listed Entity selects the option 'No' for the questions above, the columns for the partly paid up shares, Outstanding Convertible Securities/Warrants, depository receipts, locked-in shares, No of shares pledged or otherwise encumbered by promoters, as applicable, shall not be displayed at the time of dissemination on the Stock Exchange website. Also wherever there is 'No' declared by Listed Entity in above table the values will be considered as 'Zero' by default on submission of the format of holding of specified securities.

5. The tabular format for disclosure of holding of specified securities is as follows:-

For THE INDIA CEMENTS LIMITED


COMPANY SECRETARY

Table I - Summary Statement holding of specified securities

AS ON 31.03.2018

Category	Category of shareholder	Nos. of shareholders	No. of fully paid up equity shares held	No. of Partly paid-up equity shares held	No. of shares underlying Depository Receipts	Total nos. shares held	Share-holding as a % of total no. of shares (calculated as per SCRR, 1957)	Number of Voting Rights held in each class of securities			No. of Shares Under-lying Out-standing convertible securities (including Warrants)	Share holding, as a % assuming full conversion of convertible securities (as a percentage of diluted share capital)	Number of Locked in shares		Number of Shares pledged or otherwise encumbered		Number of equity shares held in dematerialized form	
								(IX)		(X)			(XI) = (VII + X) As a % of (A+B+C2)	(XII)	(XIII)			(XIV)
	(II)	(III)	(IV)	(V)	(VI)	(VII) = (IV)+(V)+(VI)	(VIII) As a % of (A+B+C2)	No of Voting Rights			Total as a % of (A+B+C)	No.			As a % of total Shares held	No.	As a % of total Shares held	
								Class: Equity Shares	Class eg: Y	Total			(a)	(b)	(a)	(b)		
(A)	Promoter & Promoter Group	9	86933388	0	0	86933388	28.37	86933388	0	86933388	28.37	0	28.37	0	0	38100000	43.83	86933388
(B)	Public	142977	219496152	1217	0	219497369	71.63	219497369	0	219497369	71.63	0	71.63	0	0	NA		217611783
(C)	Non Promoter- Non Public	1	0	0	1721444	1721444	0	0	0	0	0.00	0	0	0	0	NA		1721444
(C1)	Shares underlying DRs	1	0	0	1721444	1721444	0	0	0	0	0.00	0	0	0	0	NA		1721444
(C2)	Shares held by Employee Trusts	0	0	0	0	0	0	0	0	0	0.00	0	0	0	0	NA		0
	Total	142987	306429540	1217	1721444	308152201	100.00	306430757	0	306430757	100.00	0	100.00	0	0	38100000	12.36	306266615

For THE INDIA CEMENTS LIMITED



COMPANY SECRETARY

Table II - Statement showing shareholding pattern of the Promoter and Promoter Group

AS ON 31.03.2018

Category and name of shareholder(s)	PAN	No. of share holders	No. of fully paid up equity shares held	No. of Partly paid-up equity shares held	No. of shares under lying Depository Receipts	Total nos. shares held	Shareholdin g % calculated as per SCRR, 1957	Number of Voting Rights held in each class of securities			No. of Shares Underlying Outstanding convertible securities (including Warrants)	Share holding, as a % assuming full conversion of convertible securities (as a percentage of diluted share capital)	Number of Locked in shares		Number of Shares pledged or otherwise encumbered		Number of equity shares held in dematerialized form	
								No. of Voting Rights		Total as a % of Total Voting Rights			No.	As a % of total Shares held	No.	As a % of total Shares held		
(I)	(II)	(III)	(IV)	(V)	(VI)	(VII) = (IV)+(V)+(VI)	(VIII) as a % of (A+B+C2)	(IX)			(X)	(XI) = (VI) + (X) as a % of (A+B+C2)	(XII)		(XIII)		(XIV)	
								No. of Voting Rights					No.	As a % of total Shares held	No.	As a % of total Shares held		
								Class : Equity shares	Class eg:y	Total			(a)	(b)	(a)	(b)		
1 Indian																		
a Individuals/Hindu undivided Family		3	20015896	0	0	20015896	6.53	20015896	0	20015896	6.53	0	6.53	0	0	0	0.00	20015896
VIDYA SUBRAMANIAN, TRUSTEE	AACP4091N		19954024	0	0	19954024	6.51	19954024	0	19954024	6.51	0	6.51	0	0	0	0.00	19954024
S.K. ASOKH BAALAJE	AATPA2356A		59932	0	0	59932	0.02	59932	0	59932	0.02	0	0.02	0	0	0	0.00	59932
RAJAM KRISHNAMOORTHY	AAWPR7882B		1940	0	0	1940	0.00	1940	0	1940	0.00	0	0.00	0	0	0	0.00	1940
Central Government/ State Government(s)		--	--	--	--	--	--	--	--	--	--	--	--	--	--	--	--	--
c Financial Institutions/ Banks		--	--	--	--	--	--	--	--	--	--	--	--	--	--	--	--	--
d Any Other (specify)		6	66917492	0	0	66917492	21.84	66917492	0	66917492	21.84	0	21.84	0	0	38100000	56.94	66917492
Bodies Corporate:																		
EWS Finance & Investments Private Ltd	AABCE6707E		27643432	0	0	27543432	9.02	27643432	0	27643432	9.02	0	9.02	0	0	16000000	5.79	27643432
Prince Holdings (Madras) Private Limited	AAACP4357L		25500000	0	0	25500000	8.32	25500000	0	25500000	8.32	0	8.32	0	0	25500000	100.00	25500000
Anna Investments Private Limited	AACCA6273G		13024625	0	0	13024625	4.25	13024625	0	13024625	4.25	0	4.25	0	0	11000000	84.46	13024625
Directors:																		
SRINIVASAN N	ABCPS0140C		634415	0	0	634415	0.21	634415	0	634415	0.21	0	0.21	0	0	0	0.00	634415
CHITRA SRINIVASAN	ACVPS7424B		78580	0	0	78580	0.03	78580	0	78580	0.03	0	0.03	0	0	0	0.00	78580
RUPA GURUNATH	ABWPR0130P		36440	0	0	36440	0.01	36440	0	36440	0.01	0	0.01	0	0	0	0.00	36440
Sub-Total (A)(1)		9	86933388	0	0	86933388	28.37	86933388	0	86933388	28.37	0	28.37	0	0	38100000	43.83	86933388
2 Foreign		--	--	--	--	--	--	--	--	--	--	--	--	--	--	--	--	--
a Individuals (Non-Resident Individuals/ Foreign Individuals)		--	--	--	--	--	--	--	--	--	--	--	--	--	--	--	--	--
b Government		--	--	--	--	--	--	--	--	--	--	--	--	--	--	--	--	--
c Institutions		--	--	--	--	--	--	--	--	--	--	--	--	--	--	--	--	--
d Foreign Portfolio Investor		--	--	--	--	--	--	--	--	--	--	--	--	--	--	--	--	--
e Any Other (specify)		--	--	--	--	--	--	--	--	--	--	--	--	--	--	--	--	--
Sub-Total (A)(2)		--	--	--	--	--	--	--	--	--	--	--	--	--	--	--	--	--
Total Shareholding of Promoter and Promoter Group (A)= (A)(1)+(A)(2)		9	86933388	0	0	86933388	28.37	86933388	0	86933388	28.37	0	28.37	0	0	38100000	43.83	86933388

Details of Shares which remain unclaimed may be given hear along with details such as number of shareholders, outstanding shares held in demat/unclaimed suspense account, voting rights which are frozen etc.

Note:

(1) PAN would not be displayed on website of Stock Exchange(s).

(2) The term "Encumbrance" has the same meaning as assigned under regulation 28(3) of SEBI (Substantial Acquisition of Shares and Takeovers) Regulations, 2011.

For THE INDIA CEMENTS LIMITED

S. Sankaran


COMPANY SECRETARY

Table III - Statement showing shareholding pattern of the Public shareholder

AS ON 31.03.2018

Category and name of shareholders	PAN	Nos. of share holders	No. of fully paid up equity shares held	No. of Partly paid-up equity shares held	No. of shares underlying Depository Receipts	Total nos. shares held	Shareholding % calculated as per SCRR, 1957	Number of Voting Rights held in each class of securities		No. of Shares Underlying Outstanding convertible securities (including Warrants)	Shareholding, as a % assuming full conversion of convertible securities (as a percentage of diluted share capital) As a % of (A+B+C2)	Number of Locked in shares	Number of Shares pledged or otherwise encumbered		Number of equity shares held in dematerialized form	
								(VIII) = (IV)+(V)+(VI)	(VIII) as a % of (A+B+C2)				(IX)	(X)		(XI) = (VII) + (X) as a % of (A+B+C2)
(I)	(II)	(III)	(IV)	(V)	(VI)	(VII)	(VIII)	(IX)		(X)	(XI)	(XII)	(XIII)	(XIV)		
								No of Voting Rights					As a % of total Shares held			
								Class : Equity shares					No. of total Shares held			
								Class : y					No. of total Shares held			
								Total					No. of total Shares held			
1																
a																
Institutions																
Mutual Funds/		80	69155448	0	0	69155448	22.57	59155448	0	69155448	22.57	0	0	0	NA	69121369
Holders holding More than 1%																
ADITYA BIRLA SUN LIFE TRUSTEE PRIVATE LIMITED A/C ADITYA BIRLA SUN LIFE PURE VALUE FUND; ADITYA BIRLA SUN LIFE TRUSTEE PRIVATE LIMITED A/C ADITYA BIRLA SUN LIFE EQUITY FUND; ADITYA BIRLA SUN LIFE TRUSTEE PRIVATE LIMITED A/C ADITYA BIRLA SUN LIFE SMALL AND MIDCAP FUND; ADITYA BIRLA SUN LIFE TRUSTEE PRIVATE LIMITED A/C ADITYA BIRLA SUN LIFE ENHANCED ARBITRAGE FUND; ADITYA BIRLA SUN LIFE TRUSTEE PRIVATE LIMITED A/C ADITYA BIRLA SUN LIFE BALANCED ADVANTAGE FUND; ADITYA BIRLA SUN LIFE TRUSTEE PRIVATE LIMITED A/C ADITYA BIRLA SUN LIFE INFRASTRUCTURE FUND; ADITYA BIRLA SUN LIFE TRUSTEE PRIVATE LIMITED A/C ADITYA BIRLA SUN LIFE EQUITY SAVINGS FUND & ADITYA BIRLA SUN LIFE TRUSTEE PRIVATE LIMITED A/C ADITYA BIRLA SUN LIFE EMERGING LEADERS FUND-SERIES 4.	AAATB0102C		17283760	0	0	17283760	5.64	17283760	0	17283760	5.64	0	0	0	NA	17283760
RELIANCE CAPITAL TRUSTEE CO LTD-A/C RELIANCE MID & SMALL CAP FUND; RELIANCE CAPITAL TRUSTEE CO LTD A/C-RELIANCE REGULAR SAVINGS FUND-BALANCED OPTION; RELIANCE CAPITAL TRUSTEE CO. LTD-A/C RELIANCE SMALL CAP FUND; RELIANCE CAPITAL TRUSTEE CO. LTD-A/C RELIANCE EQUITY SAVINGS FUND; RELIANCE EMERGENT INDIA FUND; RELIANCE CAPITAL TRUSTEE CO LTD-A/C RELIANCE CAPITAL BUILDER FUND 4 SR A & RELIANCE CAPITAL TRUSTEE CO. LTD-A/C RELIANCE CAPITAL BUILDER FUND 2 SR B	AAATR0090B		18030320	0	0	18030320	5.88	18030320	0	18030320	5.88	0	0	0	NA	18030320
L AND T MUTUAL FUND TRUSTEE LTD-L AND T INDIA VALUE FUND; L AND T MUTUAL FUND TRUSTEE LTD-L AND T INFRASTRUCTURE FUND; L AND T MUTUAL FUND TRUSTEE LTD-L AND T EQUITY FUND; L AND T MUTUAL FUND TRUSTEE LTD-L AND T INDIA SPECIAL SITUATIONS FUND; L AND T MUTUAL FUND TRUSTEE LTD-L AND T DYNAMIC EQUITY FUND; L AND T MUTUAL FUND TRUSTEE LTD-L AND T EQUITY SAVINGS FUND; & L AND T MUTUAL FUND TRUSTEE LTD-L AND T MONTHLY INCOME PLAN	AAATC4460E		8094383	0	0	8094383	2.64	8094383	0	8094383	2.64	0	0	0	NA	8094383

For THE INDIA CEMENTS LIMITED



 COMPANY SECRETARY

Table III - Statement showing shareholding pattern of the Public shareholder

AS ON 31.03.2018

Category and name of shareholders	PAN	Nos. of share holders	No. of fully paid up equity shares held	No. of Partly paid-up equity shares held	No. of shares underlying Depository Receipts	Total nos. shares held	Shareholding % calculated as per SCR, 1957	Number of Voting Rights held in each class of securities		No. of Shares Underlying Outstanding convertible securities (including Warrants)	Shareholding, as a % assuming full conversion of convertible securities (as a percentage of diluted share capital) As a % of (A+B+C2)	Number of Locked in shares		Number of Shares pledged or otherwise encumbered		Number of equity shares held in dematerialized form	
								Class : Equity shares	Class: y			Total	Total as a % of Total Voting Rights	No.	As a % of total Shares held		No. (Not Applicable)
(VII) = (IV)+(V)+(VI)	(VIII) as a % of (A+B+C2)	(IX)	(X)	(XI) = (VII) + (X) as a % of (A+B+C2)	(XII)	(XIII)	(XIV)										
(I)	(II)	(III)	(IV)	(V)	(VI)	(VII) = (IV)+(V)+(VI)	(VIII) as a % of (A+B+C2)	(IX)		(X)	(XI) = (VII) + (X) as a % of (A+B+C2)	(XII)	(XIII)	(XIV)			
								No of Voting Rights									
								Class : Equity shares	Class: y	Total							
												(a)	(b)	(a)	(b)		
SUNDARAM MUTUAL FUND A/C SUNDARAM SMILE FUND; SUNDARAM MUTUAL FUND A/C SUNDARAM RURAL INDIA FUND; SUNDARAM MUTUAL FUND A/C SUNDARAM SELECT MICROCAP SERIES VI; SUNDARAM MUTUAL FUND A/C SUNDARAM SELECT MICROCAP SERIES VII; SUNDARAM MUTUAL FUND A/C SUNDARAM SELECT MICROCAP SERIES VIII; SUNDARAM MUTUAL FUND A/C SUNDARAM LONG TERM MICRO CAP TAX ADVANTAGE FUND SERIES III; SUNDARAM MUTUAL FUND A/C SUNDARAM SELECT MICRO CAP SERIES XIV; SUNDARAM MUTUAL FUND A/C SUNDARAM SELECT MICRO CAP SERIES - XV; SUNDARAM MUTUAL FUND A/C SUNDARAM SELECT MICRO CAP SERIES XI; SUNDARAM MUTUAL FUND A/C SUNDARAM VALUE FUND - SERIES IX; SUNDARAM MUTUAL FUND A/C SUNDARAM SELECT MICROCAP SERIES IX; SUNDARAM MUTUAL FUND A/C SUNDARAM SELECT MICRO CAP SERIES - XVI; SUNDARAM MUTUAL FUND A/C SUNDARAM SELECT MICRO CAP SERIES XII; SUNDARAM MUTUAL FUND A/C SUNDARAM SELECT MICRO CAP - SERIES - XVII; SUNDARAM MUTUAL FUND A/C SUNDARAM SELECT MICROCAP SERIES X; SUNDARAM MUTUAL FUND A/C SUNDARAM LONG TERM MICRO CAP TAX ADVANTAGE FUND SERIES IV; SUNDARAM MUTUAL FUND A/C SUNDARAM VALUE FUND - SERIES X; SUNDARAM MUTUAL FUND A/C SUNDARAM VALUE FUND - SERIES VII & SUNDARAM MUTUAL FUND A/C SUNDARAM LONG TERM MICRO CAP TAX ADVANTAGE FUND - SERIES V	AAAT52554B		7118250	0	0	7118250	2.32	7118250	0	7118250	2.32	0	0			NA	7118250
SBI CONTRA FUND; SBI MAGNUM MULTIPLIER FUND; SBI MAGNUM MULTICAP FUND; SBI ARBITRAGE OPPORTUNITIES FUND & SBI EQUITY SAVINGS FUND	AABT56407Q		5782000	0	0	5782000	1.89	5782000	0	5782000	1.89	0	0			NA	5782000

For THE INDIA CEMENTS LIMITED




COMPANY SECRETARY

Table III - Statement showing shareholding pattern of the Public shareholder

AS ON 31.03.2018

Category and name of shareholders	PAN	Nos. of share holders	No. of fully paid up equity shares held	No. of Partly paid-up equity shares held	No. of shares underlying Depository Receipts	Total nos. shares held	Shareholding % calculated as per SCRR, 1957	Number of Voting Rights held in each class of securities			No. of Shares Underlying Outstanding convertible securities (including Warrants)	Shareholding, as a % assuming full conversion of convertible securities of diluted share capital) As a % of (A+B+C2)	Number of Locked in shares	Number of Shares pledged or otherwise encumbered		Number of equity shares held in dematerialized form		
								No. of Voting Rights		Total as a % of Total Voting Rights				No.	As a % of total Shares held		No. (Not Applicable)	As a % of total Shares held (Not Applicable)
								Class: Equity shares	Class: y									
(I)	(II)	(III)	(IV)	(V)	(VI)	(VII) = (IV)+(V)+(VI)	(VIII) as a % of (A+B+C2)	(IX)			(X)	(XI) = (VII) + (X) as a % of (A+B+C2)	(XII)	(XIII)	(XIV)			
b	Venture Capital Funds	--	--	--	--	--	--											
c	Alternate Investment Funds	1	690839	0	0	690839	0.23	690839	0	690839	0.23	0	0		NA	690839		
d	Foreign Venture Capital Investors	--	--	--	--	--	--								NA	--		
e	Foreign Portfolio Investors	109	55826150	0	0	55826150	18.22	55826150	0	55826150	18.22	0	0		NA	55785750		
	Holders holding More than 1%																	
	ELM PARK FUND LIMITED	AACCE7277L	15861746	0	0	15861746	5.18	15861746	0	15861746	5.18	0	0		NA	15861746		
	GOLDMAN SACHS INDIA LIMITED	AADCG0260C	6636753	0	0	6636753	2.17	6636753	0	6636753	2.17	0	0		NA	6636753		
f	Financial Institutions/ Banks	24	415670	0	0	415670	0.13	415670	0	415670	0.13	0	0		NA	408956		
g	Insurance Companies	6	16558891	0	0	16558891	5.40	16558891	0	16558891	5.40	0	0		NA	16558641		
	Holders holding More than 1%																	
	LIFE INSURANCE CORPORATION OF INDIA; LIFE INSURANCE CORPORATION OF INDIA P & GS FUND & LIC OF INDIA MARKET PLUS GROWTH FUND	AAACL0582H	14795598	0	0	14795598	4.83	14795598	0	14795598	4.83	0	0		NA	14795348		
h	Provident Funds/ Pension Funds	--	--	--	--	--	--								NA	--		
i	Any Other (specify)	--	--	--	--	--	--								NA	--		
	Sub-Total (B)(1)	220	142646998	0	0	142646998	46.55	142646998	0	142646998	46.55	0	0		NA	142565555		
2	Central Government/ State Government(s)/ President of India	--	--	--	--	--	--								NA	--		
	Sub-Total (B)(2)	--	--	--	--	--	--								NA	--		
3	Non-institutions	--	--	--	--	--	--								NA	--		
a	Individuals -																	
	i. Individual shareholders holding nominal share capital up to Rs. 2 lakhs.	136151	33931613	1217	0	33932830	11.08	33932830	0	33932830	11.08	0	0		NA	32839444		
	ii. Individual shareholders holding nominal share capital in excess of Rs. 2 lakhs.	108	8623439	0	0	8623439	2.81	8623439	0	8623439	2.81	0	0		NA	8598439		
b	NBFCs registered with RBI	--	--	--	--	--	--								NA	--		
c	Employee Trusts	--	--	--	--	--	--								NA	--		
	Overseas Depositories (holding DRs)	--	--	--	--	--	--								NA	--		
d	(balancing figure)	--	--	--	--	--	--								NA	--		

For THE INDIA CEMENTS LIMITED



COMPANY SECRETARY

Table III - Statement showing shareholding pattern of the Public shareholder

AS ON 31.03.2018

Category and name of shareholders	PAN	Nos. of share holders	No. of fully paid up equity shares held	No. of Partly paid-up equity shares held	No. of shares underlying Depository Receipts	Total nos. shares held	Shareholding % calculated as per SCRR, 1957	Number of Voting Rights held in each class of securities			No. of Shares Underlying Outstanding convertible securities (including Warrants)	Shareholding, as a % assuming full conversion of convertible securities (as a percentage of diluted share capital) As a % of (A+B+C2)	Number of Locked in shares		Number of Shares pledged or otherwise encumbered		Number of equity shares held in dematerialized form		
								(ix)					(X)	(XI) = (VII) + (X) as a % of (A-B+C2)	(XII)			(XIII)	
								No of Voting Rights							Total as a % of Total Voting Rights	As a % of total Shares held		No. (Not Applicable)	As a % of total Shares held (Not Applicable)
			Class : Equity shares	Class: y	Total	(a)	(b)	(a)	(b)										
e Any Other (specify)		6498	34294102	0	0	34294102	11.19	34294102	0	34294102	11.19	0	0	0	0	NA	33608345		
CLEARING MEMBER		198	668877	0	0	668877	0.22	668877	0	668877	0.22	0	0	0	0	NA	668877		
BODIES CORPORATE		1301	28943413	0	0	28943413	9.45	28943413	0	28943413	9.45	0	0	0	0	NA	28294060		
Holders holding More than 1%																			
SRI SARADHA LOGISTICS PRIVATE LIMITED	AABCT1832H		18101843	0	0	18101843	5.91	18101843	0	18101843	5.91	0	0	0	0	NA	17525976		
FOREIGN NATIONAL (ENEMY PROPERTY)		39	11854	0	0	11854	0.00	11854	0	11854	0.00	0	0	0	0	NA	11854		
NON RESIDENT INDIAN		2393	2932918	0	0	2932918	0.96	2932918	0	2932918	0.96	0	0	0	0	NA	2916514		
DIRECTORS		2	24000	0	0	24000	0.01	24000	0	24000	0.01	0	0	0	0	NA	4000		
Limited Liability Partnership		15	70071	0	0	70071	0.02	70071	0	70071	0.02	0	0	0	0	NA	70071		
TRUSTS		11	99338	0	0	99338	0.03	99338	0	99338	0.03	0	0	0	0	NA	99338		
Association of Persons (AOP)		2	201	0	0	201	0.00	201	0	201	0.00	0	0	0	0	NA	201		
HUF		2536	1296742	0	0	1296742	0.42	1296742	0	1296742	0.42	0	0	0	0	NA	1296742		
IEPF		1	246688	0	0	246688	0.08	246688	0	246688	0.08	0	0	0	0	NA	246688		
Sub-Total (B)(3)		142757	76849154	1217	0	76850371	25.08	76850371	0	76850371	25.08	0	0	0	0	NA	75046228		
Total Public Shareholding (B)= (B)(1)+(B)(2)+(B)(3)		142977	219496152	1217	0	219497369	71.63	219497369	0	219497369	71.63	0	0	0	0	NA	217611783		

Details of the shareholders acting as persons in Concert including their Shareholding (No. and %):


Details of Shares which remain unclaimed may be given hear along with details such as number of shareholders, outstanding shares held in demat/unclaimed suspense account, voting rights which are frozen etc.

Note:

(1) PAN would not be displayed on website of Stock Exchange(s).

(2) The above format needs to be disclosed along with the name of following persons: Institutions/Non Institutions holding more than 1% of total number of shares.

For THE INDIA CEMENTS LIMITED



 COMPANY SECRETARY


Table IV - Statement showing shareholding pattern of the Non Promoter- Non Public shareholder

AS ON 31.03.2018

	Category and name of shareholder	PAN	Nos. of shareholders	No. of fully paid up equity shares held	No. of Partly paid-up equity shares held	No. of shares underlying Depository Receipts	Total nos. shares held (VII) = (IV)+(V)+ (VI)	Shareholding % calculated as per SCRR, 1957 As a % of (A+B+C2)	Number of Voting Rights held in each class of securities			No. of Shares Underlying Outstanding convertible securities (including Warrants)	Shareholding , as a % assuming full conversion of convertible securities (as a percentage of diluted share capital) As a % of (A+B+C2)	Number of Locked in shares		Number of Shares pledged or otherwise encumbered		Number of equity shares held in dematerialized form
									Class : X	Class:y	Total			No.	As a % of total Shares held	No. (Not Applicable)	As a % of total Shares held (Not Applicable)	
	(I)	(II)	(III)	(IV)	(V)	(VI)	(VII)	(VIII)	(IX)			(X)	(XI)	(XII)		(XIII)		(XIV)
									No of Voting Rights									
									Class : X	Class:y	Total				(a)	(b)	(a)	(b)
1	Custodian/DR Holder		1	0	0	1721444	1721444	0.00	0	0	0	0	0	0	0	0	NA	1721444
2	Employee Benefit Trust (under SEBI (Share based Employee Benefit) Regulations, 2014)		0	0	0	0	0	0	0	0	0	0	0	0	0	0	NA	0
	Total Non-Promoter- Non Public Shareholding (C)= (C)(1)+(C)(2)		1	0	0	1721444	1721444	0.00	0	0	0	0	0	0	0	0	NA	1721444

- Note
- (1) PAN would not be displayed on website of Stock Exchange(s).
 - (2) The above format needs to disclose name of all holders holding more than 1% of total number of shares
 - (3) W.r.t. the information pertaining to Depository Receipts, the same may be disclosed in the respective columns to the extent information available,

For THE INDIA CEMENTS LIMITED



COMPANY SECRETARY