



# THE INDIA CEMENTS LIMITED

Corporate Office : Coromandel Towers, 93, Santhome High Road, Karpagam Avenue.

R.A. Puram, Chennai - 600 028. Phone : 044-28521526, 28572100

Fax : 044-2851 7198 Grams : 'INDCEMENT'

CIN : L26942TN1946PLC000931

SH/NSE/

20<sup>th</sup> July 2016

National Stock Exchange of India Limited  
Exchange Plaza, G Block  
Bandra-Kurla Complex  
Bundra (E)  
**MUMBAI 400 051.**

Dear Sirs,

**Sub.: Shareholding pattern**

In compliance with Regulation 31 (1) (b) of the SEBI (Listing Obligations and Disclosure Requirements) Regulations, 2015, we enclose a Shareholding Pattern for the quarter ended **30<sup>th</sup> June 2016** in the prescribed format.

Kindly acknowledge receipt.

Thanking you,

Yours faithfully,  
for **THE INDIA CEMENTS LIMITED**

**COMPANY SECRETARY**

Encl.: As above

*Am*

**THE INDIA CEMENTS LIMITED**  
**Holding of specified securities**

1. Name of Listed Entity: : THE INDIA CEMENTS LIMITED
2. Scrip Code/Name of Scrip/Class of Security : INDIACEM; INDIA CEMENTS EQ; EQUITY
3. Share Holding Pattern Filed under: Reg. 31(1)(a)/Reg. 31(1)(b)/Reg.31(1)(c)
- a. If under 31(1)(b) then indicate the report for Quarter ending : 30.06.2016
- b. If under 31(1)(c) then indicate date of allotment/extinguishment :

**4. Declaration: The Listed entity is required to submit the following declaration to the extent of submission of information:-**

Particulars	:	Yes*	No*
1. Whether the Listed Entity has issued any partly paid up shares?	:	Yes (Rs.9,094/- paid on 1317 partly paid shares)	
2. Whether the Listed Entity has issued any Convertible Securities or Warrants?	:		No
3. Whether the Listed Entity has any shares against which depository receipts are issued?	:	Yes	
4. Whether the Listed Entity has any shares in locked-in?	:		No
5. Whether any shares held by promoters are pledge or otherwise encumbered?	:	Yes	

\* If the Listed Entity selects the option 'No' for the questions above, the columns for the partly paid up shares, Outstanding Convertible Securities/Warrants, depository receipts, locked-in shares, No of shares pledged or otherwise encumbered by promoters, as applicable, shall not be displayed at the time of dissemination on the Stock Exchange website. Also wherever there is 'No' declared by Listed Entity in above table the values will be considered as 'Zero' by default on submission of the format of holding of specified securities.

5. The tabular format for disclosure of holding of specified securities is as follows:-

For THE INDIA CEMENTS LIMITED


  
COMPANY SECRETARY

Table I - Summary Statement holding of specified securities

AS ON 30.06.2016

Category	Category of shareholder	Nos. of shareholders	No. of fully paid up equity shares held	No. of Partly paid-up equity shares held	No. of shares underlying Depository Receipts	Total nos. shares held	Share-holding as a % of total no. of shares (calculated as per SCRR, 1957)	Number of Voting Rights held in each class of securities			No. of Shares Underlying Outstanding convertible securities (including Warrants)	Share holding, as a % assuming full conversion of convertible securities (as a percentage of diluted share capital)	Number of Locked in shares		Number of Shares pledged or otherwise encumbered		Number of equity shares held in dematerialized form	
								(IX)	(X)	(XI) = (VII + X) As a % of (A+B+C2)			(XII)	(XIII)	(XIV)			
(I)	(II)	(III)	(IV)	(V)	(VI)	(VII) = (IV)+(V)+(VI)	(VIII) As a % of (A+B+C2)	No of Voting Rights			Total as a % of (A+B+C)	No.	As a % of total Shares held	No.	As a % of total Shares held			
								Class: Equity Shares	Class eg: Y	Total		(a)	(b)	(a)	(b)			
(A)	Promoter & Promoter Group	9	86933388	0	0	86933388	28.63	86933388	0	86933388	28.63	0	28.63	0	0	66100625	76.04	86933388
(B)	Public	99719	216752003	1317	0	216753320	71.37	216753320	0	216753320	71.37	0	71.37	0	0	NA		215331949
(C)	Non Promoter- Non Public	2	0	0	3491949	3491949	0	0	0	0	0.00	0	0	0	0	NA		3480512
(C1)	Shares underlying DRs	2	0	0	3491949	3491949	0	0	0	0	0.00	0	0	0	0	NA		3480512
(C2)	Shares held by Employee Trusts	0	0	0	0	0	0	0	0	0	0.00	0	0	0	0	NA		0
	<b>Total</b>	<b>99730</b>	<b>303685391</b>	<b>1317</b>	<b>3491949</b>	<b>307178657</b>	<b>100.00</b>	<b>303686708</b>	<b>0</b>	<b>303686708</b>	<b>100.00</b>	<b>0</b>	<b>100.00</b>	<b>0</b>	<b>0</b>	<b>66100625</b>	<b>76.04</b>	<b>305745849</b>

For THE INDIA CEMENTS LIMITED



  
COMPANY SECRETARY

Table II - Statement showing shareholding pattern of the Promoter and Promoter Group

AS ON 30.06.2016

Category and name of shareholders	PAN	No. of share holders	No. of fully paid up equity shares held	No. of Partly paid-up equity shares held	No. of shares under lying Depositor y Receipts	Total nos. shares held	Sharehold ing % calculated as per SCRR, 1957	Number of Voting Rights held in each class of securities			No. of Shares Underlying Outstanding convertible securities (including Warrants)	Share holding, as a % assuming full conversion of convertible securities (as a percentage of diluted share capital)	Number of Locked in shares		Number of Shares pledged or otherwise encumbered		Number of equity shares held in dematerializ ed form		
								(VII) = (IV)+(V)+(VI)	(VIII) as a % of (A+B+C2)	(IX)			(X)	(XI) = (VII) + (X) as a % of (A+B+C2)	(XII)			(XIII)	
(I)	(II)	(III)	(IV)	(V)	(VI)	(VII)	(VIII)	(IX)			(X)	(XI)	(XII)		(XIII)		(XIV)		
								No of Voting Rights			Total as a % of Total Voting Rights								
								Class : Equity shares	Class eg:y	Total		No.	As a % of total Shares held	No.	As a % of total Shares held				
											(a)	(b)	(a)	(b)					
<b>1</b>	<b>Indian</b>																		
<b>a</b>	Individuals/Hindu undivided Family		3	20015896	0	0	20015896	6.59	20015896	0	20015896	6.59	0	6.59	0	0	0	0.00	20015896
	VIDYA SUBRAMANIAN, TRUSTEE	AACPV4091N		19954024	0	0	19954024	6.57	19954024	0	19954024	6.57	0	6.57	0	0	0	0.00	19954024
	S.K. ASOKH BAALAJE	AATPA2356A		59932	0	0	59932	0.02	59932	0	59932	0.02	0	0.02	0	0	0	0.00	59932
	RAJAM KRISHNAMOORTHY	AAWPR7882B		1940	0	0	1940	0.00	1940	0	1940	0.00	0	0.00	0	0	0	0.00	1940
<b>b</b>	Central Government/ State Government(s)	--	--	--	--	--	--	--	--	--	--	--	--	--	--	--	--	--	
<b>c</b>	Financial Institutions/ Banks	--	--	--	--	--	--	--	--	--	--	--	--	--	--	--	--	--	
<b>d</b>	Any Other (specify)		6	66917492	0	0	66917492	22.04	66917492	0	66917492	22.04	0	22.04	0	0	66100625	98.78	66917492
	Bodies Corporate:																		
	EWS Finance & Investments Private Ltd	AAACE6707E		27643432	0	0	27643432	9.10	27643432	0	27643432	9.10	0	9.10	0	0	27600000	99.84	27643432
	Prince Holdings (Madras) Private Limited	AAACP4357L		25500000	0	0	25500000	8.40	25500000	0	25500000	8.40	0	8.40	0	0	25500000	100.00	25500000
	Anna Investments Private Limited	AACCA6273G		13024625	0	0	13024625	4.29	13024625	0	13024625	4.29	0	4.29	0	0	13000625	99.82	13024625
	Directors:																		
	SRINIVASAN N	ABCPS0140C		634415	0	0	634415	0.21	634415	0	634415	0.21	0	0.21	0	0	0	0.00	634415
	CHITRA SRINIVASAN	ACVPS7424B		78580	0	0	78580	0.03	78580	0	78580	0.03	0	0.03	0	0	0	0.00	78580
	RUPA GURUNATH	ABWPR0130P		36440	0	0	36440	0.01	36440	0	36440	0.01	0	0.01	0	0	0	0.00	36440
	Sub-Total (A)(1)		9	86933388	0	0	86933388	28.63	86933388	0	86933388	28.63	0	28.63	0	0	66100625	76.04	86933388
<b>2</b>	<b>Foreign</b>		--	--	--	--	--	--	--	--	--	--	--	--	--	--	--	--	
<b>a</b>	Individuals (Non-Resident Individuals/ Foreign Individuals)	--	--	--	--	--	--	--	--	--	--	--	--	--	--	--	--	--	
<b>b</b>	Government	--	--	--	--	--	--	--	--	--	--	--	--	--	--	--	--	--	
<b>c</b>	Institutions	--	--	--	--	--	--	--	--	--	--	--	--	--	--	--	--	--	
<b>d</b>	Foreign Portfolio Investor	--	--	--	--	--	--	--	--	--	--	--	--	--	--	--	--	--	
<b>e</b>	Any Other (specify)	--	--	--	--	--	--	--	--	--	--	--	--	--	--	--	--	--	
	Sub-Total (A)(2)	--	--	--	--	--	--	--	--	--	--	--	--	--	--	--	--	--	
	Total Shareholding of Promoter and Promoter Group (A)= (A)(1)+(A)(2)	--	9	86933388	0	0	86933388	28.63	86933388	0	86933388	28.63	0	28.63	0	0	66100625	76.04	86933388

Details of Shares which remain unclaimed may be given hear along with details such as number of shareholders, outstanding shares held in demat/unclaimed:suspense account, voting rights which are frozen etc.

Note:

(1) PAN would not be displayed on website of Stock Exchange(s).

(2) The term "Encumbrance" has the same meaning as assigned under regulation 28(3) of SEBI (Substantial Acquisition of Shares and Takeovers) Regulations, 2011.

For THE INDIA CEMENTS LIMITED

COMPANY SECRETARY

Table III - Statement showing shareholding pattern of the Public shareholder

AS ON 30.06.2016

Category and name of shareholders	PAN	Nos. of share holders	No. of fully paid up equity shares held	No. of Partly paid-up equity shares held	No. of shares underlying Depository Receipts	Total nos. shares held	Shareholding % calculated as per SCRR, 1957	Number of Voting Rights held in each class of securities			No. of Shares Underlying Outstanding convertible securities (including Warrants)	Shareholding, as a % assuming full conversion of convertible securities (as a percentage of diluted share capital) As a % of (A+B+C2)	Number of Locked in shares		Number of Shares pledged or otherwise encumbered		Number of equity shares held in dematerialized form		
								(VII) = (IV)+(V)+(VI)					(X)	(XI) = (VII) + (X) as a % of (A+B+C2)	(XII)			(XIII)	
								(IX)	Total as a % of Total Voting Rights	No. of Voting Rights					No.	As a % of total Shares held		No. (Not Applicable)	As a % of total Shares held (Not Applicable)
								Class : Equity shares	Class: y	Total			(a)	(b)	(a)	(b)			
<b>1 Institutions</b>																			
<b>a Mutual Funds/</b>		54	30722186	0	0	30722186	10.12	30722186	0	30722186	10.12	0	0			NA	30707696		
<b>Holders holding More than 1%</b>																			
RELIANCE CAPITAL TRUSTEE CO LTD-A/C RELIANCE MID & SMALL CAP FUND; RELIANCE CAPITAL TRUSTEE CO LTD A/C-RELIANCE REGULAR SAVINGS FUND-EQUITY OPTION; RELIANCE CAPITAL TRUSTEE CO. LTD-A/C RELIANCE ARBITRAGE ADVANTAGE FUND; RELIANCE CAPITAL TRUSTEE CO. LTD-A/C RELIANCE CAPITAL BUILDER FUND - SR.A.	AAATR0908		10451231	0	0	10451231	3.44	10451231	0	10451231	3.44	0	0			NA	10451231		
SUNDARAM MUTUAL FUND A/C SUNDARAM SMILE FUND; SUNDARAM MUTUAL FUND A/C SUNDARAM SELECT MICROCAP SERIES VI; SUNDARAM MUTUAL FUND A/C SUNDARAM SELECT MICROCAP SERIES V; SUNDARAM MUTUAL FUND A/C SUNDARAM SELECT MICROCAP SERIES VII; SUNDARAM MUTUAL FUND A/C SUNDARAM SELECT MICROCAP SERIES VIII; SUNDARAM MUTUAL FUND A/C SUNDARAM VALUE FUND SERIES - I; SUNDARAM MUTUAL FUND A/C SUNDARAM SELECT MICROCAP SERIES IX; SUNDARAM MUTUAL FUND A/C SUNDARAM SELECT MICROCAP SERIES X; SUNDARAM MUTUAL FUND A/C SUNDARAM VALUE FUND - SERIES - III; SUNDARAM MUTUAL FUND A/C SUNDARAM VALUE FUND SERIES - II.	AAATS2554B		4281756	0	0	4281756	1.41	4281756	0	4281756	1.41	0	0			NA	4281756		
KOTAK EQUITY SAVINGS FUND; KOTAK EQUITY ARBITRAGE FUND; KOTAK MONTHLY INCOME PLAN.	AAATK4475F		3913000	0	0	3913000	1.29	3913000	0	3913000	1.29	0	0			NA	3913000		
<b>b Venture Capital Funds</b>		--	--	--	--	--	--	--	--	--	--	--	--			NA	--		
<b>c Alternate Investment Funds</b>		--	--	--	--	--	--	--	--	--	--	--	--			NA	--		
<b>d Foreign Venture Capital Investors</b>		--	--	--	--	--	--	--	--	--	--	--	--			NA	--		
<b>e Foreign Portfolio Investors</b>		127	73548974	0	0	73548974	24.22	73548974	0	73548974	24.22	0	0			NA	73507274		
<b>Holders holding More than 1%</b>																			
ELM PARK FUND LIMITED	AACCE7277L		15361746	0	0	15361746	5.06	15361746	0	15361746	5.06	0	0			NA	15361746		
HIRTLE CALLAGHAN EMERGING MARKETS PORTFOLIO -THE BOSTON COMPANY ASSET MANAGEMENT LLC	AACCD2202G		5461555	0	0	5461555	1.80	5461555	0	5461555	1.80	0	0			NA	5461555		
DIMENSIONAL EMERGING MARKETS VALUE FUND	AACCD1578M		5038272	0	0	5038272	1.66	5038272	0	5038272	1.66	0	0			NA	5038272		
DB INTERNATIONAL (ASIA) LTD	AABCB1383K		3902834	0	0	3902834	1.29	3902834	0	3902834	1.29	0	0			NA	3902834		
GOLDMAN SACHS (SINGAPORE) PTE	AAF CG0345N		3500111	0	0	3500111	1.15	3500111	0	3500111	1.15	0	0			NA	3500111		
EMERGING MARKETS CORE EQUITY PORTFOLIO (THE PORTFOLIO) OF DFA INVESTMENT DIMENSIONS GROUP INC. (DFAIDG)	AACCD1644G		3469391	0	0	3469391	1.14	3469391	0	3469391	1.14	0	0			NA	3469391		
<b>f Financial Institutions/ Banks</b>		24	1012464	0	0	1012464	0.33	1012464	0	1012464	0.33	0	0			NA	1004539		
<b>g Insurance Companies</b>		7	21698038	0	0	21698038	7.14	21698038	0	21698038	7.14	0	0			NA	21697788		
<b>Holders holding More than 1%</b>																			
LIFE INSURANCE CORPORATION OF INDIA	AAACL0582H		18609745	0	0	18609745	6.13	18609745	0	18609745	6.13	0	0			NA	18609495		

For THE INDIA CEMENTS LIMITED

S. Pritham  
COMPANY SECRETARY

Table III - Statement showing shareholding pattern of the Public shareholder

AS ON 30.06.2016

Category and name of shareholders	PAN	Nos. of share holders	No. of fully paid up equity shares held	No. of Partly paid-up equity shares held	No. of shares underlying Depository Receipts	Total nos. shares held	Shareholding % calculated as per SCRR, 1957	Number of Voting Rights held in each class of securities			No. of Shares Underlying Outstanding convertible securities (including Warrants)	Shareholding, as a % assuming full conversion of convertible securities (as a percentage of diluted share capital) As a % of (A+B+C2)	Number of Locked in shares		Number of Shares pledged or otherwise encumbered		Number of equity shares held in dematerialized form		
								(IX)					(X)	(XI) = (VII) + (X) as a % of (A+B+C2)	(XII)			(XIII)	
								No of Voting Rights							Total as a % of Total Voting Rights	No.		As a % of total Shares held	No. (Not Applicable)
(I)	(II)	(III)	(IV)	(V)	(VI)	(VII) = (IV)+(V)+(VI)	(VIII) as a % of (A+B+C2)	Class : Equity shares	Class: y	Total		(a)	(b)	(a)			(b)		
h	Provident Funds/ Pension Funds	--	--	--	--	--	--	--	--	--	--	--	--	--	--	NA	--		
i	Any Other (specify)	--	--	--	--	--	--	--	--	--	--	--	--	--	--	NA	--		
	Sub-Total (B)(1)	212	126981662	0	0	126981662	41.81	126981662	0	126981662	41.81	0	0	0	0	NA	126917297		
2	Central Government/ State Government(s)/ President of India	--	--	--	--	--	--	--	--	--	--	--	--	--	--	NA	--		
	Sub-Total (B)(2)	--	--	--	--	--	--	--	--	--	--	--	--	--	--	NA	--		
3	Non-institutions	--	--	--	--	--	--	--	--	--	--	--	--	--	--	NA	--		
a	Individuals -																		
	i. Individual shareholders holding nominal share capital up to Rs. 2 lakhs.	93980	25489592	1317	0	25490909	8.39	25490909	0	25490909	8.39	0	0	0	0	NA	24226536		
	ii. Individual shareholders holding nominal share capital in excess of Rs. 2 lakhs.	122	17192758	0	0	17192758	5.66	17192758	0	17192758	5.66	0	0	0	0	NA	17167758		
	Holders holding More than 1%																		
	RADHAKISHAN DAMANI	AAGFD5938A	4527263	0	0	4527263	1.49	4527263	0	4527263	1.49	0	0	0	0	NA	4527263		
b	NBFCs registered with RBI	--	--	--	--	--	--	--	--	--	--	--	--	--	--	NA	--		
c	Employee Trusts	--	--	--	--	--	--	--	--	--	--	--	--	--	--	NA	--		
d	Overseas Depositories (holding DRs) (balancing figure)																		
e	Any Other (specify)	5405	47087991	0	0	47087991	15.51	47087991	0	47087991	15.51	0	0	0	0	NA	47020358		
	CLEARING MEMBER	650	4800113	0	0	4800113	1.58	4800113	0	4800113	1.58	0	0	0	0	NA	4800113		
	BODIES CORPORATE	1229	39610140	0	0	39610140	13.04	39610140	0	39610140	13.04	0	0	0	0	NA	39568365		
	TRISHUL INVESTMENTS PRIVATE LIMITED	AABCT1832H	17525976	0	0	17525976	5.77	17525976	0	17525976	5.77	0	0	0	0	NA	17525976		
	HASHAM INVESTMENT AND TRADING COMPANY PRIVATE LIMITED	AABCH7520C	3630250	0	0	3630250	1.20	3630250	0	3630250	1.20	0	0	0	0	NA	3630250		
	M/S REGAL INVESTMENT AND TRADING CO PVT LTD	AAAFZ0269N	3266672	0	0	3266672	1.08	3266672	0	3266672	1.08	0	0	0	0	NA	3266672		
	FOREIGN NATIONAL (ENEMY PROPERTY)	39	11854	0	0	11854	0.00	11854	0	11854	0.00	0	0	0	0	NA	11854		
	NON RESIDENT INDIAN	1534	1289960	0	0	1289960	0.42	1289960	0	1289960	0.42	0	0	0	0	NA	1284602		
	OVERSEAS CORPORATE BODIES	1	500	0	0	500	0.00	500	0	500	0.00	0	0	0	0	NA	0		
	DIRECTORS	2	24000	0	0	24000	0.01	24000	0	24000	0.01	0	0	0	0	NA	4000		
	Limited Liability Partnership	3	45001	0	0	45001	0.02	45001	0	45001	0.02	0	0	0	0	NA	45001		
	TRUSTS	13	68461	0	0	68461	0.02	68461	0	68461	0.02	0	0	0	0	NA	68461		
	CORPORATE BODY-FOREIGN BODIES	1	4000	0	0	4000	0.00	4000	0	4000	0.00	0	0	0	0	NA	4000		
	HUF	1933	1233962	0	0	1233962	0.41	1233962	0	1233962	0.41	0	0	0	0	NA	1233962		
	Sub-Total (B)(3)	99507	89770341	1317	0	89771658	29.56	89771658	0	89771658	29.56	0	0	0	0	NA	88414652		
	Total Public Shareholding (B)= (B)(1)+(B)(2)+(B)(3)	99719	216752003	1317	0	216753320	71.37	216753320	0	216753320	71.37	0	0	0	0	NA	215331949		

Details of the shareholders acting as persons in Concert including their Shareholding (No. and %):

Details of Shares which remain unclaimed may be given hear along with details such as number of shareholders, outstanding shares held in demat/unclaimed suspense account, voting rights which are frozen etc.

Note:

(1) PAN would not be displayed on website of Stock Exchange(s).

(2) The above format needs to be disclosed along with the name of following persons: Institutions/Non Institutions holding more than 1% of total number of shares.

(3) W.r.t. the information pertaining to Depository Receipts, the same may be disclosed in the respective columns to the extent information available and the balance to be disclosed as held by custodian,

For THE INDIA CEMENTS LIMITED



  
 COMPANY SECRETARY

Table IV - Statement showing shareholding pattern of the Non Promoter- Non Public shareholder

AS ON 30.06.2016

Category and name of shareholder	PAN	Nos. of shareholders	No. of fully paid up equity shares held	No. of Partly paid up equity shares held	No. of shares underlying Depository Receipts	Total nos. shares held	Shareholding % calculated as per SCRR, 1957 As a % of (A+B+C2)	Number of Voting Rights held in each class of securities			No. of Shares Underlying Outstanding convertible securities (including Warrants)	Shareholding, as a % assuming full conversion of convertible securities (as a percentage of diluted share capital) As a % of (A+B+C2)	Number of Locked in shares		Number of Shares pledged or otherwise encumbered		Number of equity shares held in dematerialized form	
								Class : X	Class:y	Total			No.	As a % of total Shares held	No. (Not Applicable)	As a % of total Shares held (Not Applicable)		
(I)	(II)	(III)	(IV)	(V)	(VI)	(VII) = (IV)+(V)+ (VI)	(VIII)	(IX)			(X)	(XI)	(XII)		(XIII)		(XIV)	
								No of Voting Rights										
								Class : X	Class:y	Total	Total as a % of Total Voting Rights			(a)	(b)	(a)	(b)	
1 Custodian/DR Holder		2	0	0	3491949	3491949	0.00	0	0	0	0	0	0	0	0	NA		3480512
2 Employee Benefit Trust (under SEBI (Share based Employee Benefit) Regulations, 2014)		0	0	0	0	0	0	0	0	0	0	0	0	0	0	NA		0
Total Non-Promoter- Non Public Shareholding (C)= (C)(1)+(C)(2)		2	0	0	3491949	3491949	0.00	0	0	0	0	0	0	0	0	NA		3480512

Note

- (1) PAN would not be displayed on website of Stock Exchange(s).
- (2) The above format needs to disclose name of all holders holding more than 1% of total number of shares
- (3) W.r.t. the information pertaining to Depository Receipts, the same may be disclosed in the respective columns to the extent information available,

For THE INDIA CEMENTS LIMITED

*S. Sidhwan*  
COMPANY SECRETARY